

Unaudited share statistics

Analysis of shareholders at 30 June 2022

	Number of shareholders	% of shareholders	Number of shares	% of total shareholding
Ordinary shares				
Size of holding				
1 – 2 500	41 741	93,3	11 176 060	2,5
2 501 – 12 500	1 828	4,1	9 713 639	2,2
12 501 – 25 000	370	0,8	6 537 456	1,5
25 001 – 50 000	269	0,6	9 711 526	2,2
50 001 and over	542	1,2	409 113 651	91,6
	44 750	100	446 252 332	100,0

Major shareholders

Institutional shareholders

According to the register of shareholders at 30 June 2022, the following are the top 10 registered institutional shareholders:

	Number of shares	% of total shareholding
Institutional shareholder		
Public Investment Corporation	62 048 016	13,9
Coronation Asset Management	31 463 183	7,1
BlackRock	19 325 491	4,3
Sanlam Investment Management	17 968 337	4,0
The Vanguard Group Inc	14 437 021	3,2
Schroders Plc	11 853 027	2,7
Foord Asset Management	10 950 171	2,5
GIC Asset Management Pte Ltd	6 979 306	1,6
State Street Global Advisors Ltd	6 778 151	1,5
Old Mutual Ltd	5 686 297	1,3
	187 489 000	42,1

Top 10 beneficial shareholders

According to the register of shareholders at 30 June 2022, the following are the top 10 registered beneficial shareholders. The shareholdings of all directors are disclosed in the Remuneration review, refer to [page 109](#).

	Number of shares	% of total shareholding
Shareholder		
Government Employees Pension Fund	78 626 296	17,6
Saad, SB	57 174 161	12,8
Attridge, MG	19 024 134	4,3
Ceppwawu Investments (Pty) Ltd	10 053 368	2,3
GIC Asset Management Pte Ltd	6 979 306	1,6
Vanguard Emerging Markets Stock Index Fund	5 256 061	1,2
Vanguard Total International Stock Index	5 228 070	1,2
SAFE Investment Company Ltd	4 951 877	1,1
Foord Balanced Fund	4 860 341	1,1
Old Mutual Life Assurance Co Ltd	4 262 226	1,0
	196 415 840	44,2

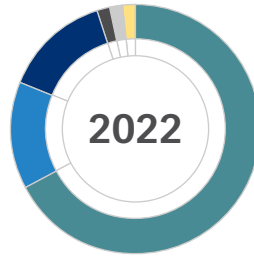
Shareholders' spread

As required by paragraph 8.63 and in terms of paragraph 4.25 of the JSE Listings Requirements, the spread of the ordinary shareholding at close of business 30 June 2022 was as follows:

	Number of shareholders	Number of shares	% of total shareholding
Non-public shareholders	13	156 403 192	35,0
Directors of the Company and directors of material subsidiaries	11	76 470 538	17,1
Government Employees Pension Fund	1	78 626 296	17,6
Employee share trusts – treasury shares	1	1 306 358	0,3
Public shareholders	44 737	289 849 140	65,0
Total shareholding	44 750	446 252 332	100,0
Public shareholders (including the GEPF)	44 738	368 475 436	82,6

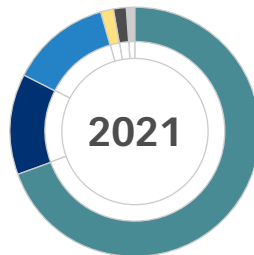
Unaudited share statistics continued

Beneficial shareholders – country (%)



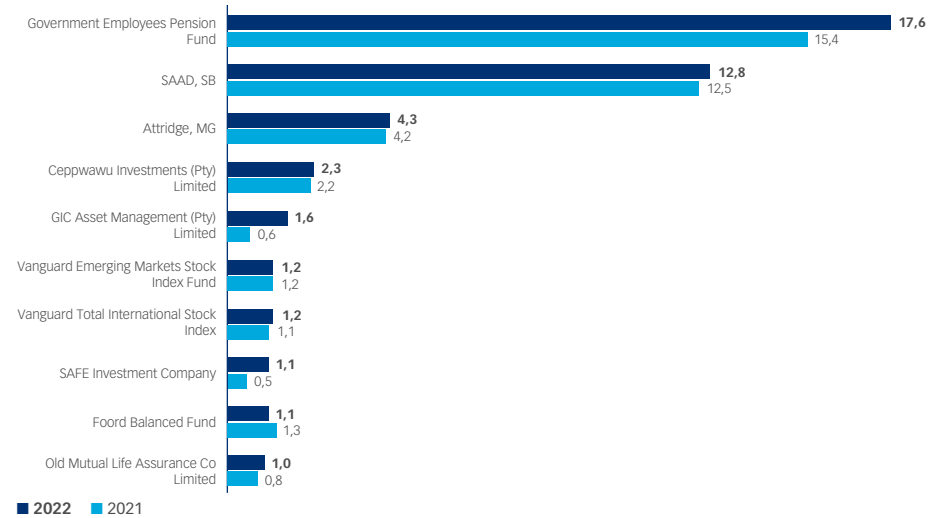
- South Africa 67,4
- Various other 13,9
- USA 13,7
- UK 1,8
- Singapore 1,6
- Ireland 1,6

Beneficial shareholders – country (%)

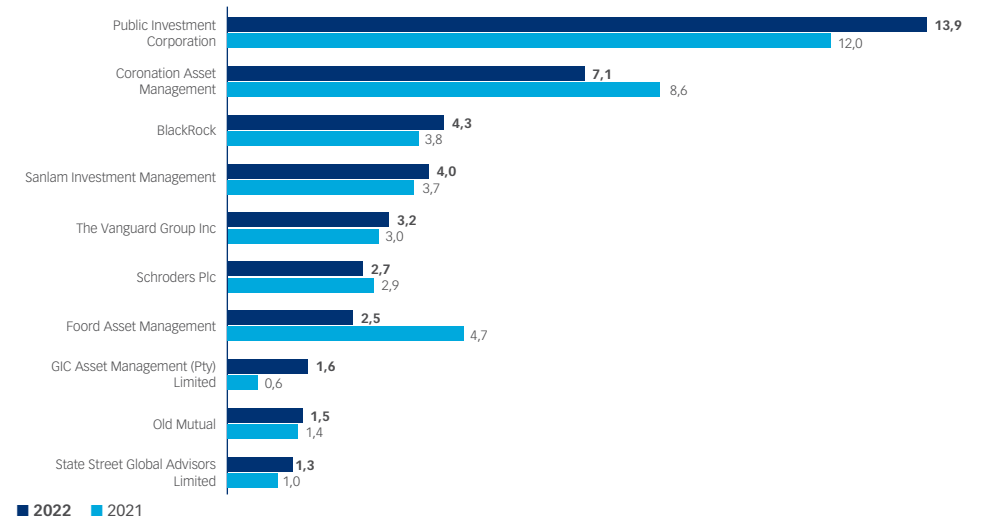


- South Africa 69,4
- USA 13,2
- Various other 12,9
- Switzerland 1,7
- UK 1,7
- Luxembourg 1,1

Top 10 beneficial shareholders (%)



Top 10 institutional shareholders (%)



Percentages for top 10 beneficial shareholders and top 10 institutional shareholders reflected above are as a percentage of the total issued share capital of the Company.